

## GRAPHING

### MATCH THE FUNCTION WITH ITS GRAPH

1.  $y = 2 + \ln(x)$

2.  $y = 4 - x^2$

3.  $y = 2 \sin(x)$

4.  $y = 1/x^2$

5.  $y = |x|$

6.  $y = \sqrt{(x^2 - 4)}$

7.  $y = \sqrt{(4 - x^2)}$

8.  $y = e^{-x}$

9.  $y = \sin^2 x^3 + \cos^2 x^3$

10.  $y = x^3 - 6x^2 + 9x + 6$

11.  $y = 1 - x^2$

12.  $y = 2x - 1$

13.  $Y = e^x$

14.  $Y = \ln(x^2)$

15.  $Y = x^4$

16.  $Y = |x^2 - 1|$

$$17. y = \begin{cases} 2 & x < 0 \\ x^2 + 2 & 0 \leq x < 1 \\ 4 & 1 \leq x \leq 2 \end{cases}$$

18.  $Y = 8/(4 - x^2)$

19.  $Y = x^2 - 2$

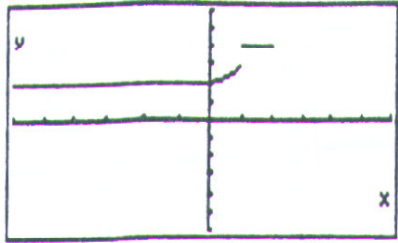
20.  $Y = (x^2 - 3)/(2x - 4)$

21.  $Y = |x + 1| - 1$

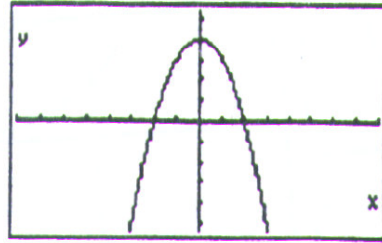
22.  $Y = x/(x - 1)$

23.  $Y = 1/\sec(x)$

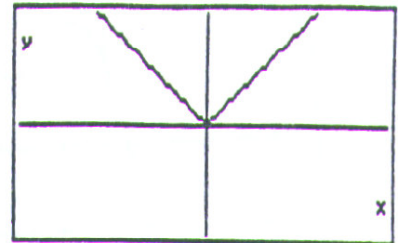
24.  $Y = |\ln(x)|$



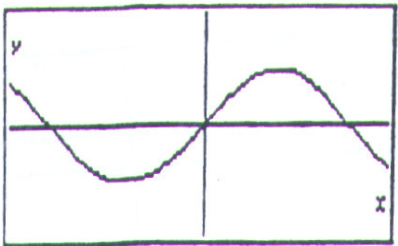
1



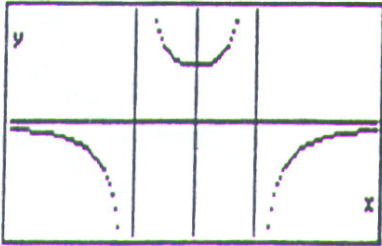
2



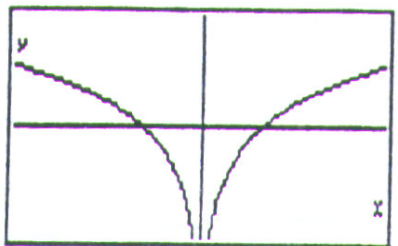
3



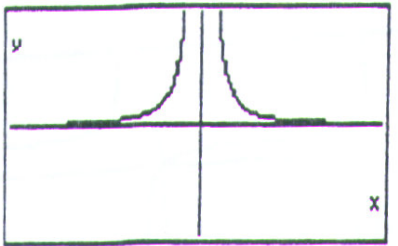
4



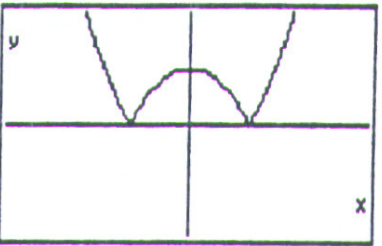
5



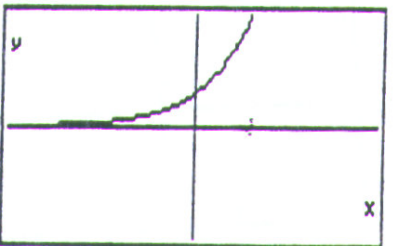
6



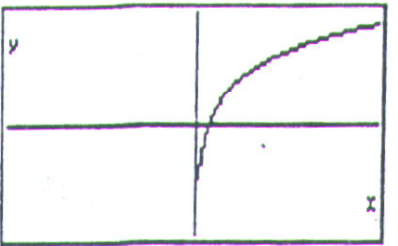
7



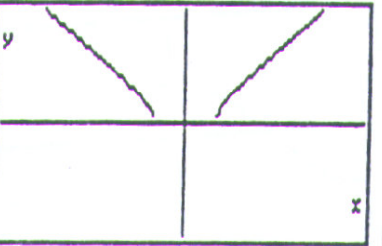
8



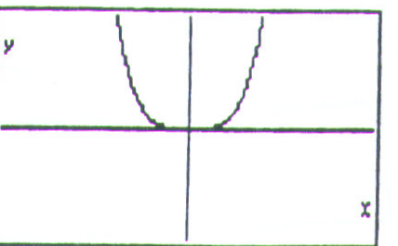
9



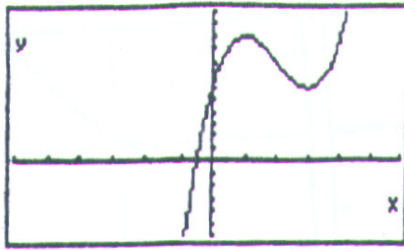
10



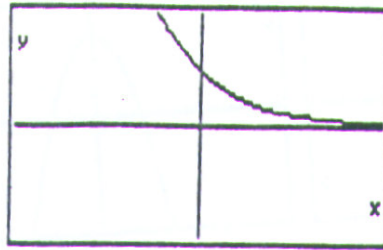
11




12



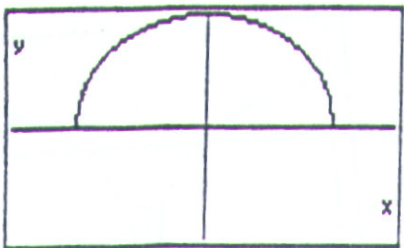
13



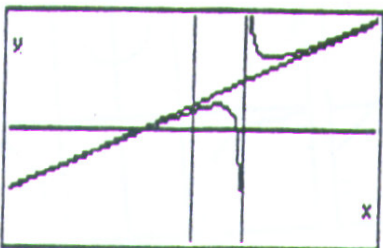
14



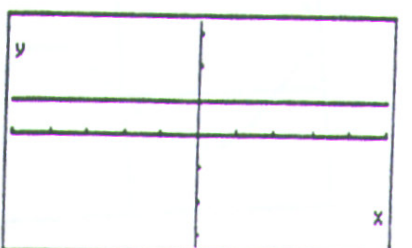
15



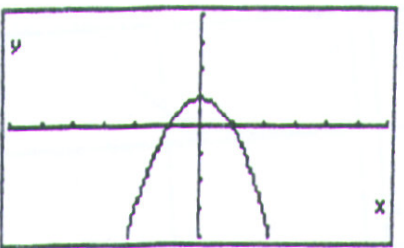
16



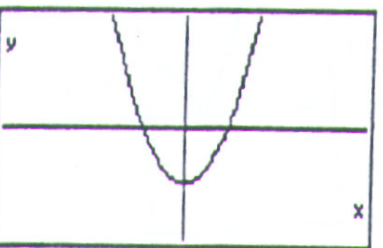
17



18



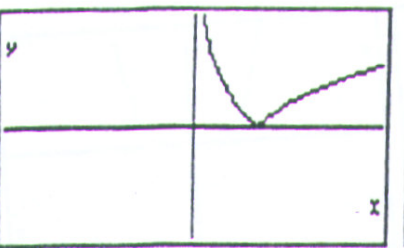
19



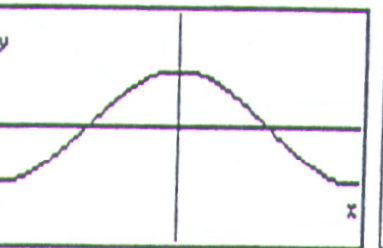
20



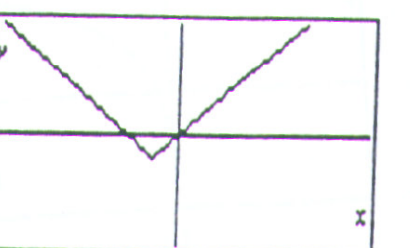
20



22



23



24